

M1 THRU M7

SURFACE MOUNT GENERAL RECTIFIER

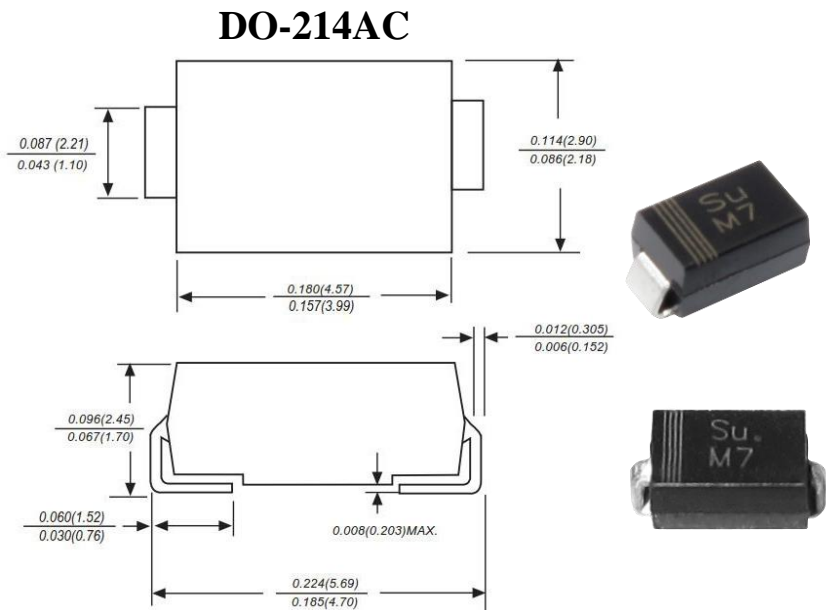
REVERSE VOLTAGE 50 to 1000 Volts FORWARD CURRENT 1.0 Ampere

FEATURES

- ◆ The plastic package carries Underwriters Laboratory Flammability Classification 94V-0.
- ◆ For surface mounted applications.
- ◆ Low reverse leakage.
- ◆ Built-in strain relief, ideal for automated placement.
- ◆ High forward surge current capability.
- ◆ High temperature soldering guaranteed: 250°C/10 seconds at terminals.

Mechanical Data

- ◆ Case: JEDEC DO-214AC molded plastic body.
- ◆ Terminals: Solder plated, solderable per MIL-STD-750, Method 2026.
- ◆ Polarity: Color band denotes cathode end.
- ◆ Mounting Position: Any.



MAXIMUM RATINGS AND ELECTRICAL CHARACTERISTICS

Rating at 25°C ambient temperature unless otherwise specified.

Single phase, half wave, 60Hz, resistive or inductive load. For capacitive load, derate current by 20%

	SYMBOL	M1	M2	M3	M4	M5	M6	M7	UNIT
Maximum Recurrent Peak Reverse Voltage	V_{RRM}	50	100	200	400	600	800	1000	VOLTS
Maximum RMS Voltage	V_{RMS}	35	70	140	280	420	560	700	VOLTS
Maximum DC Blocking Voltage	V_{DC}	50	100	200	400	600	800	1000	VOLTS
Maximum average forward rectified current at $T_L=55^\circ\text{C}$	$I_{(AV)}$	1.0							Amp
Peak Forward Surge Current 8.3ms single half sine wave superimposed on rated load (JEDEC method)	I_{FSM}	30.0							Amps
Maximum Instantaneous Forward Voltage at 1.0A	V_F	1.1							Volts
Maximum DC Reverse Current $T_A=25^\circ\text{C}$ at Rated DC Blocking voltage $T_A=100^\circ\text{C}$	I_R	5.0 50.0							μA
Typical junction capacitance (NOTE 1)	C_J	15.0							pF
Typical thermal resistance (NOTE 2)	$R_{\theta JA}$	75.0							$^\circ\text{C}/\text{W}$
Operating junction and storage temperature range	T_J, T_{STG}	-55 to +150							$^\circ\text{C}$

Note: 1. Measured at 1MHz and applied reverse voltage of 4.0V D.C.

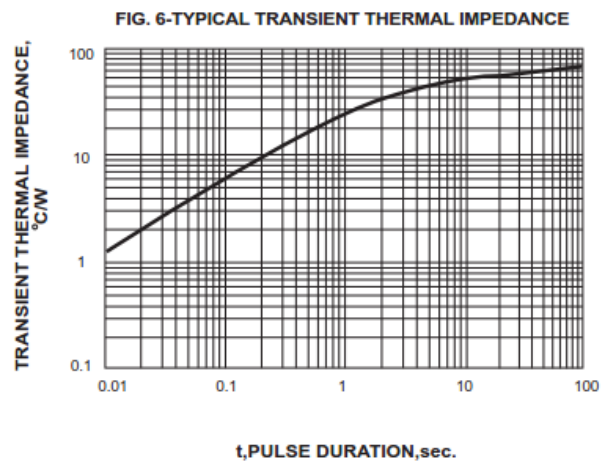
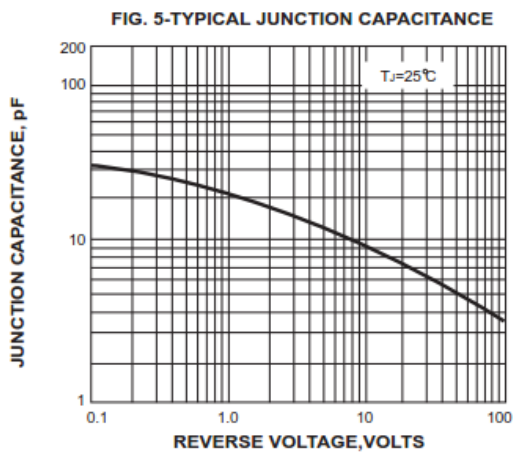
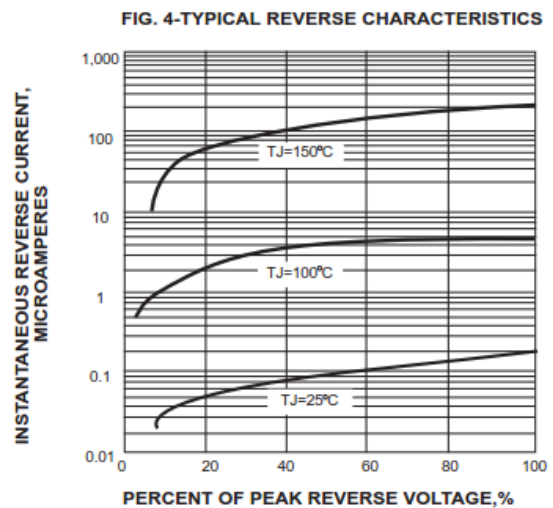
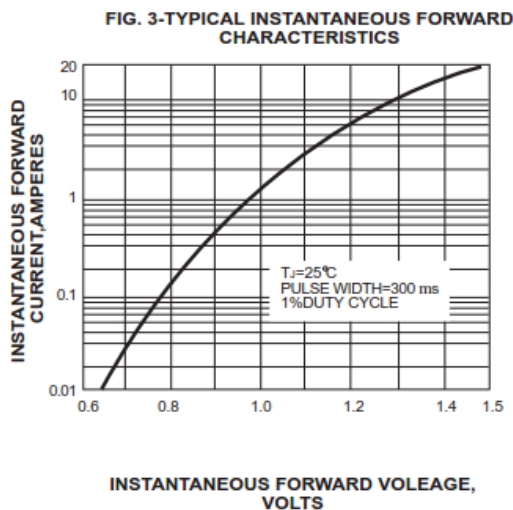
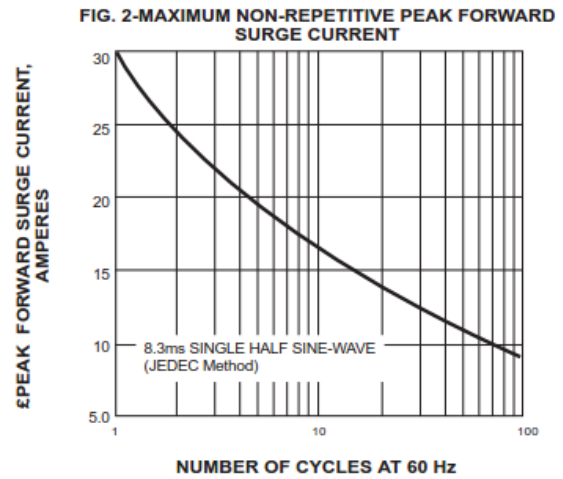
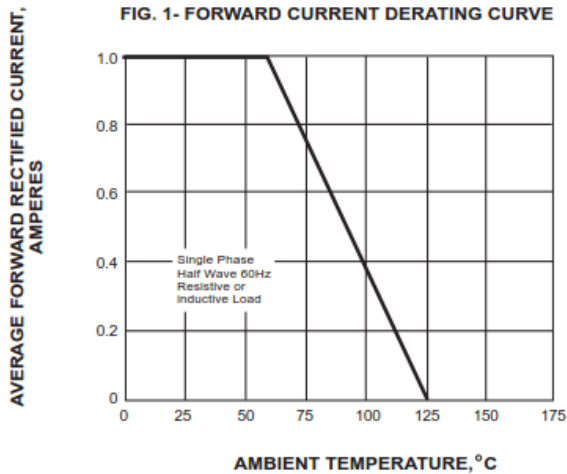
2. P.C.B. mounted with 0.2x0.2"(5.0x5.0mm) copper pad areas

M1 THRU M7

SURFACE MOUNT GENERAL RECTIFIER

REVERSE VOLTAGE 50 to 1000 Volts FORWARD CURRENT 1.0 Ampere

RATING AND CHARACTERISTIC CURVES M1 THRU M7



Note: Specifications are subject to change without notice. For more detail and update, please visit our website.