

TSR-3269



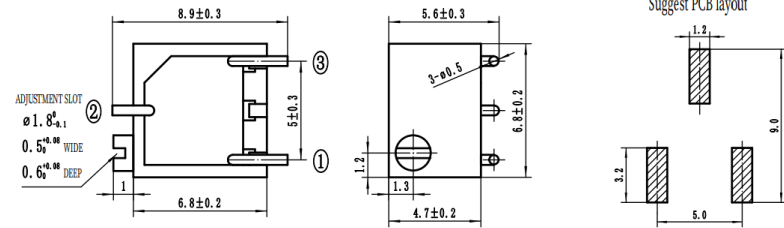
FEATURES

- Multi-Turn / Cermet / Industrial
- Rotor designed for automatic machine adjust interface.
- Vertical and horizontal adjust styles.
- Compatible with surface mount manufacturing processes
- RoHS compliant

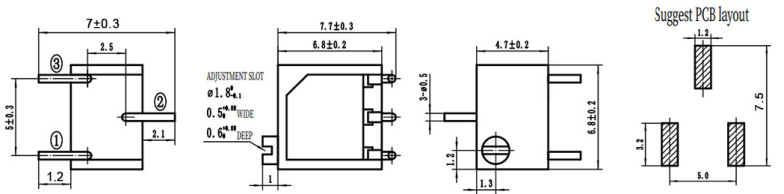
Electrical Characteristics

Standard Resistance Range	10Ω-5MΩ
Resistance Tolerance	±10%
End Resistance	≤±1% R or 3Ω
Contact Resistance Variation	≤3%R or 3Ω
Insulation Resistance	500 Vdc, R _I ≥1GΩ
withstanding voltage	101.3KPa · 500 Vac ; 8.5KPa · 250 Vac
Dielectric Strength Sea Level	500 Vac (1 minute)
Adjustment Angle	10 (±2) Turns

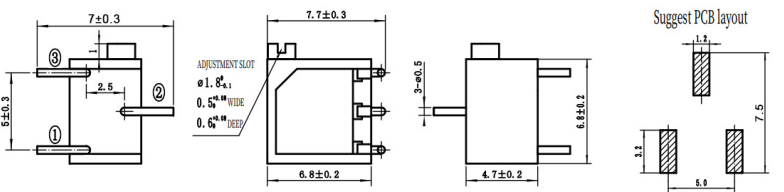
3269P



3269W



3269X



TOLERANCES: ±0.3 MM EXCEPT WHERE NOTED

Environmental Characteristics

Max. Soldering Exposure	Wave soldering: Temperature: 260°C±5°C, duration 3±1 seconds Soldering iron soldering: Temperature: 320°C±5°C, duration≤2 seconds
Power Rating(300 volts max.)	70°C, 0.25W ; 125°C, 0W
Operating Temp. Range	-55°C ~ + 125°C
Temperature Coefficient	±250 · ±100 ppm /°C
temperature variation	ΔR≤±2%R, Δ(Uab/Uac) ≤±1%
Vibration	10-500Hz,0.75mm,6h ΔR≤±1%R, Δ(Uab/Uac) ≤±2%
Shock	100G, ΔR≤±1%R, Δ(Uab/Uac) ≤±2%
70°C electrical endurance	1000 hours @ 70°C Rated Power; ΔR≤±3%R
Rotational Life	200 cycles · ΔR≤±3%R

Physical Characteristics

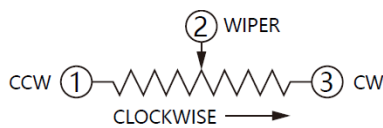
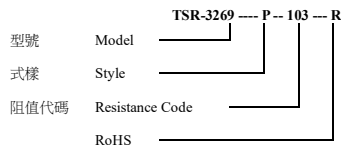
Mechanical Angle	12±2 Turns
Starting torque	≤25 mN.m
Stop Strength	≤35 mN.m
Standard Packaging	500/750pcs / Reel

Standard Resistance table

Resistance (Ohms)	Resistance Code
10	100
20	200
50	500
100	101
200	201
500	501
1,000	102
2,000	202
5,000	502
10,000	103
20,000	203
50,000	503
100,000	104
200,000	204
500,000	504
1,000,000	105
2,000,000	205

Special resistances available.

How to Order



Note: Specification are subject to change without notice. For more detail and update, please visit our website.